



Versatile Power Quality Measurement

From μ s to long term trends

The iba-System



Online Streaming / Output Interfaces



Access Historical Data



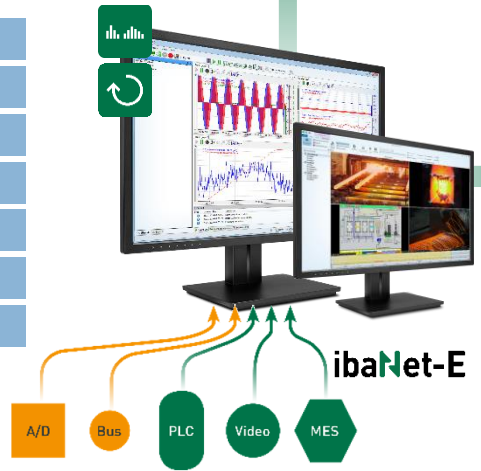
Data Transfer



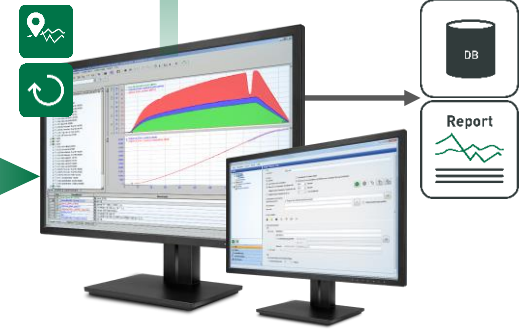
IT-Network
OT-Network

Data

- Operating Data
- Production Data
- Process Data
- PLC Data
- Machine Data
- Energy Data
- Vibration Data

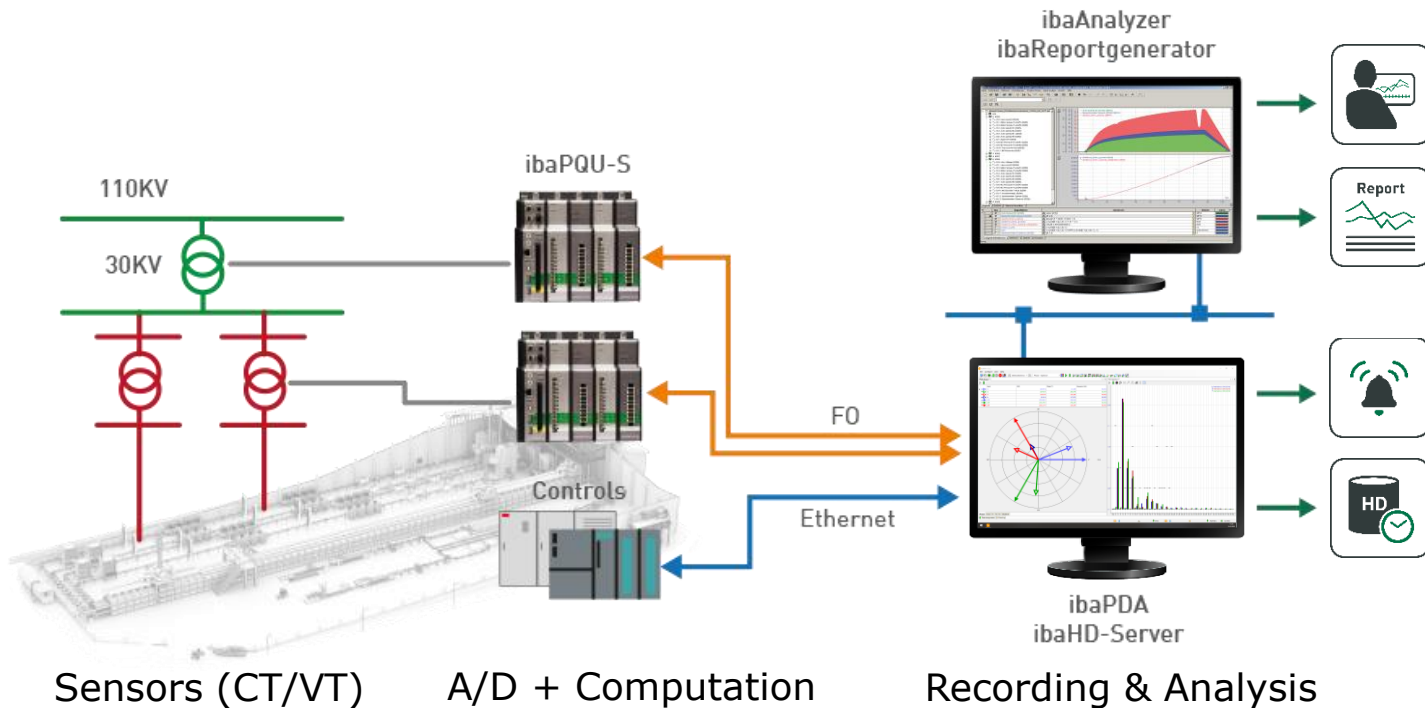


ibaNet-E



Stake Holder

- Maintenance
- Quality Management
- Production
- Process Technology
- R&D / Engineering
- Planning
- Data Scientist

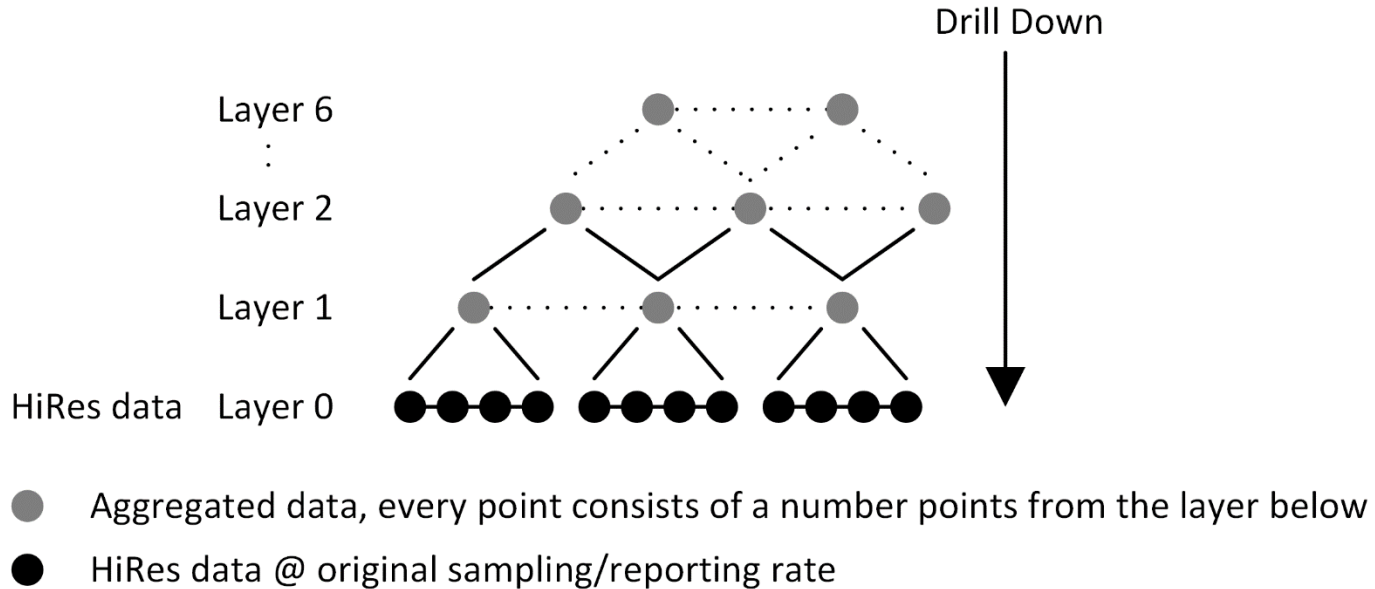


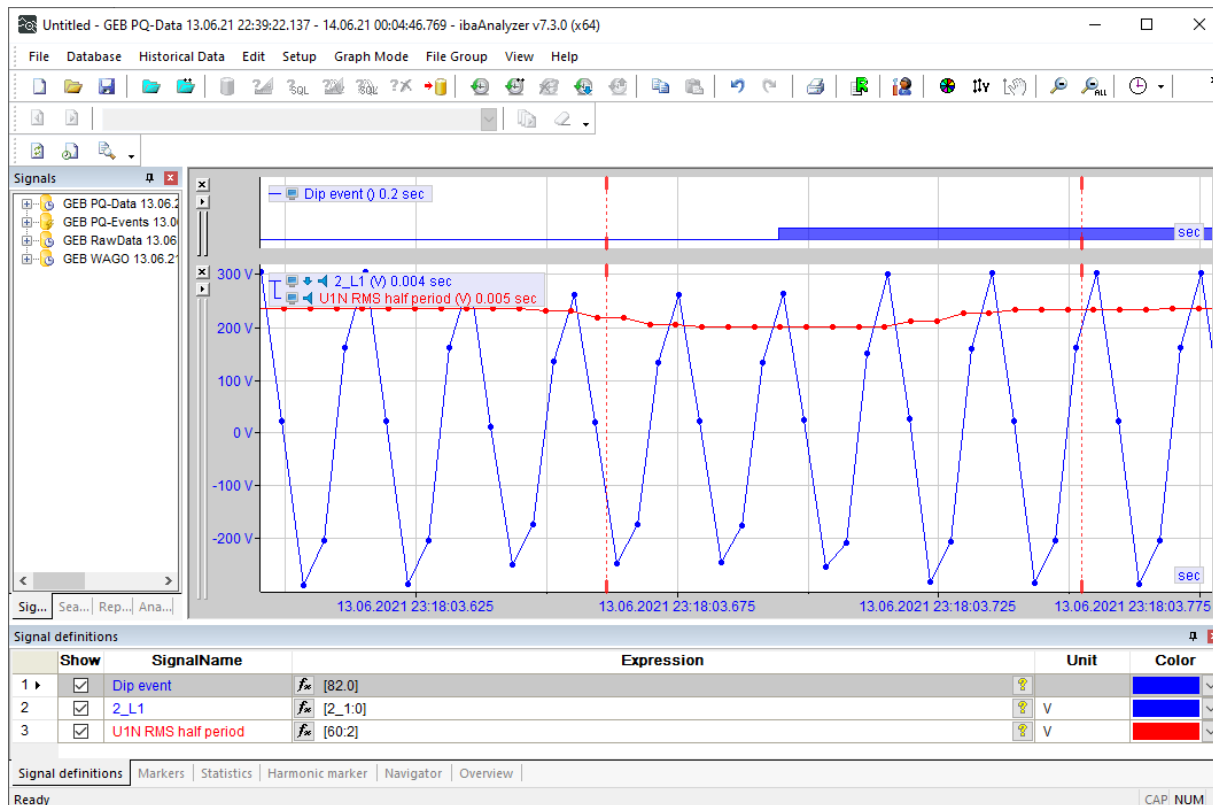
Sampling rate

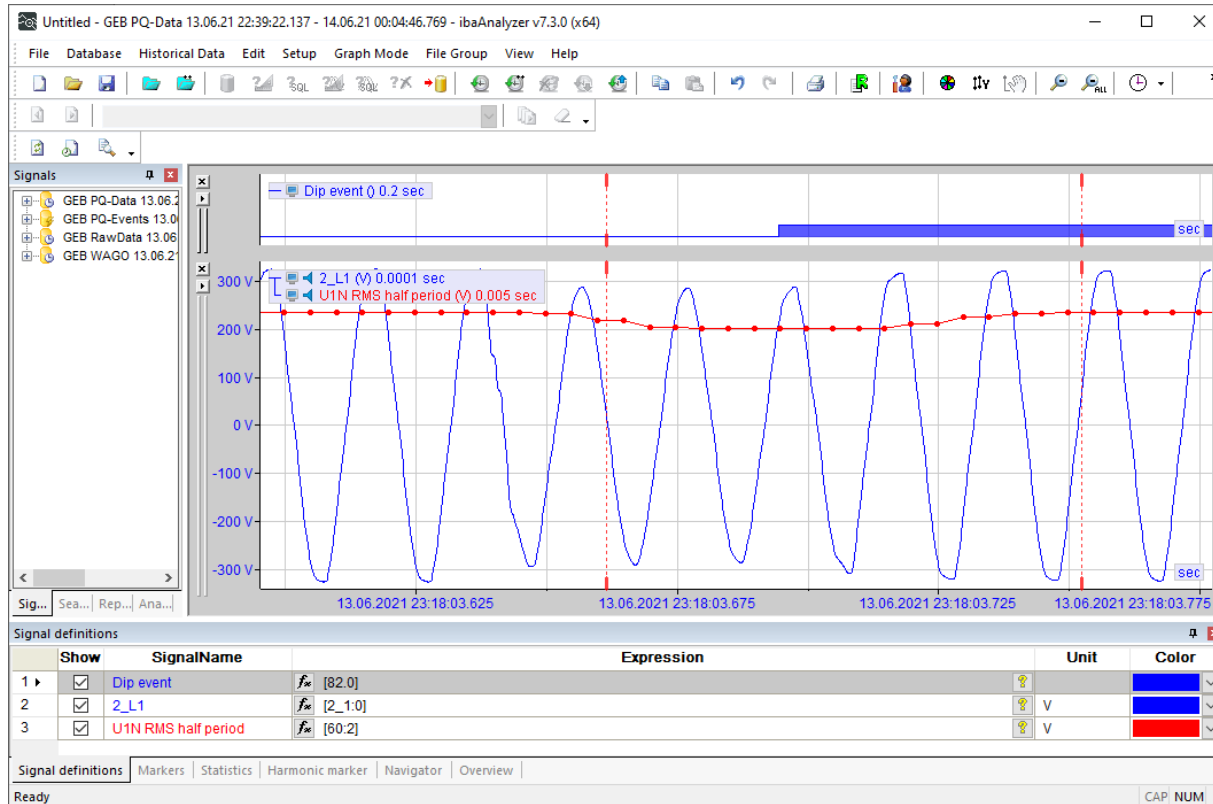
- ibaPQU
 - Raw data: 30.72 kHz – Adjusted to the synchronization signal and synchronous to the grid

Reporting rates

- ibaPQU (50Hz/60Hz Grid)
 - Half period values: 100 Values/s (1 per 10ms) / 120 Values/s (1 per 8.33ms) → RMS (V,I), Frequency, ...
 - 10/12 period values: 5 Values/s (1 per 200ms) → Harmonics, RMS (V,I), Frequency, Phase, ...
 - DIN EN 50160 (Voltage characteristics of electricity supplied by public electricity networks)
 - Frequency: 1 Value/10s
 - RMS, Harmonics: 1 Value/10min
 - Flicker: 1 Value/2h
 - [IEC 61000-2-4](#) (Environment - Compatibility levels in industrial plants for low-frequency conducted disturbances)
 - Values and Reporting rates are the same as in DIN EN 50160, the limits for the Harmonics differ
- Other Devices / Interfaces (PLCs, IEC 61850, ModBus, ...)
 - IEC 61850-9-2 – 256 Samples / Cycle (50Hz)
 - Siemens S7-300 (Update time: 50ms)







Live Demo

Questions



iba AG
Königswarterstr. 44
90762 Fuerth
Germany

Manuel König
Email: manuel.koenig@iba-ag.com

iba America, LLC
370 Winkler Drive, Suite C
Alpharetta, Georgia 30004
USA

Manko Ho
Email: mho@iba-america.com



Pic: Peggy_Marco ([Pixabay.com](https://pixabay.com))