

**Alexandre Massaud
Renan Giovanini**

**Huntington Beach - CA
February, 2013**



**Operador Nacional
do Sistema Elétrico**

Brazilian Strategies for Blackout Prevention

A little bit of geography



4300 km

4300 km

A little bit of geography



Where is ONS?



The National Interconnected System (NIPS)



The National Interconnected System (NIPS)



765 kV

The National Interconnected System (NIPS)



765 kV
± 600 kV

The National Interconnected System (NIPS)



765 kV
± 600 kV
500 kV

The National Interconnected System (NIPS)



765 kV
± 600 kV
500 kV
440 kV

The National Interconnected System (NIPS)



765 kV
± 600 kV
500 kV
440 kV
345 kV

The National Interconnected System (NIPS)



- 765 kV
- ± 600 kV
- 500 kV
- 440 kV
- 345 kV
- 230 kV

Approximately 100,000 km of transmission lines

The National Interconnected System (NIPS)



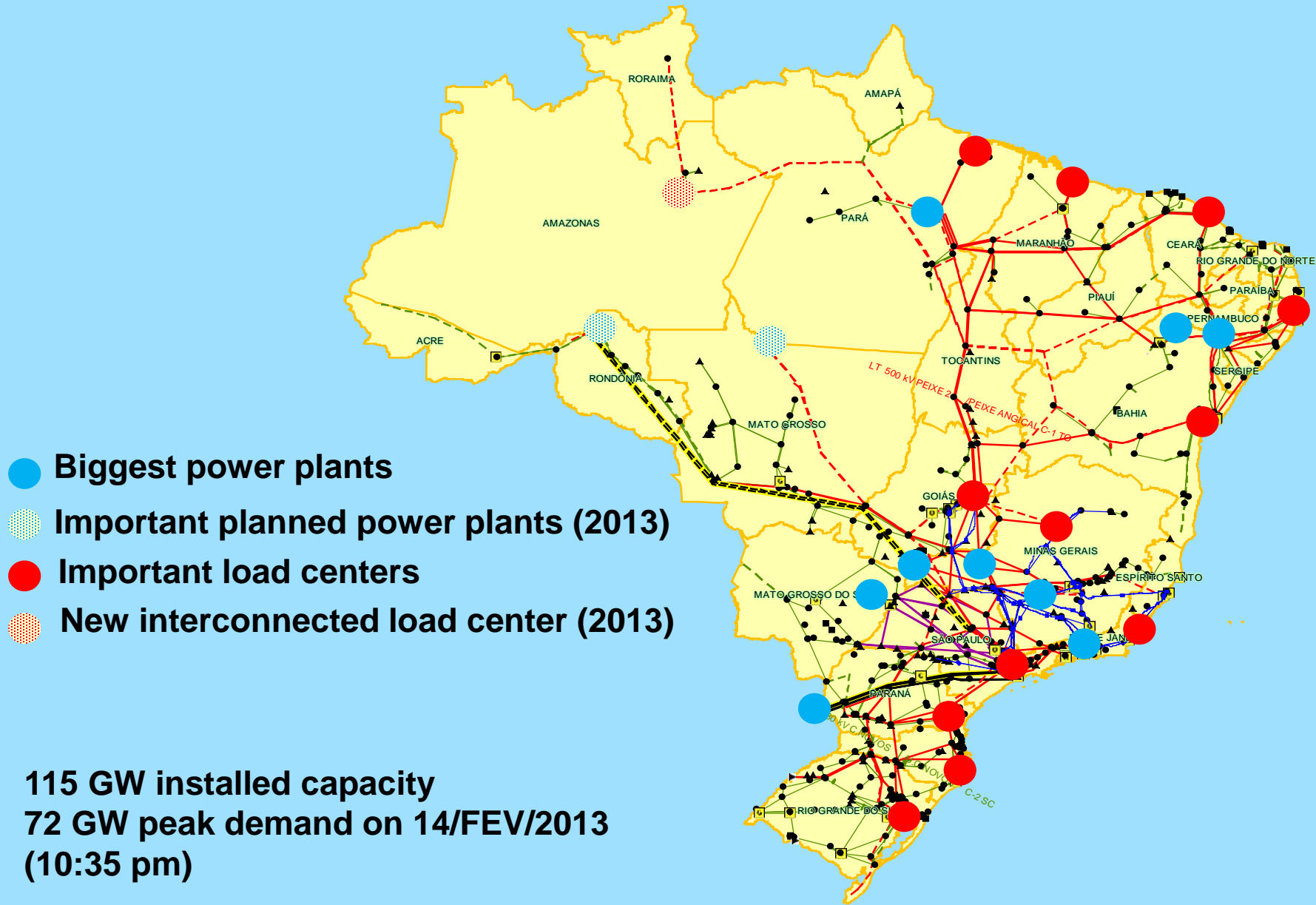
700 Substations
≈ 200 Power Plants (≥ 30 MW)
85% of Hydroelectric

The National Interconnected System (NIPS)

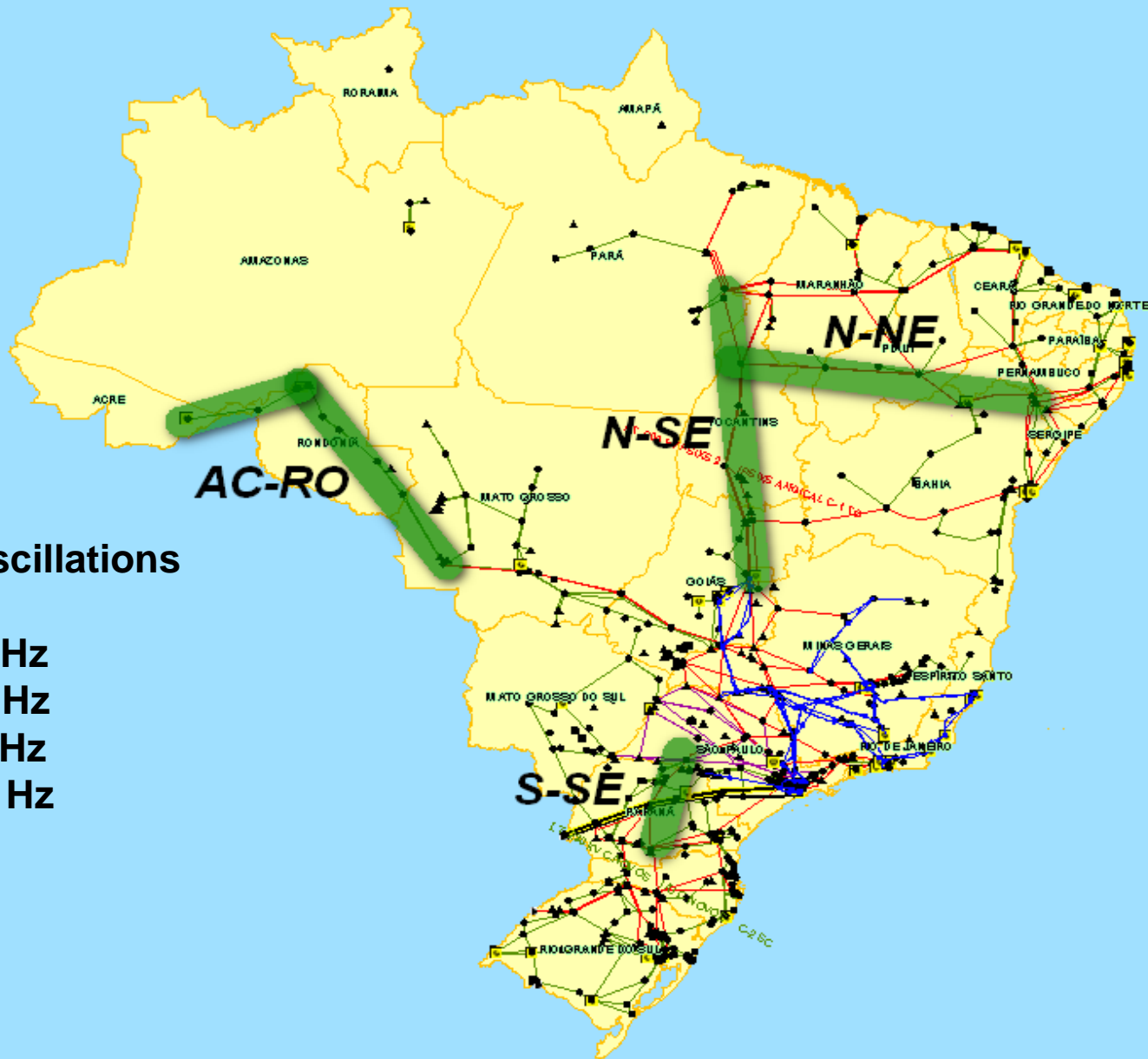


System Expansion

The National Interconnected System (NIPS)



The National Interconnected System (NIPS)



Inter-area natural oscillations

N-SE	0.35 Hz
N-NE	0.45 Hz
S-SE	0.65 Hz
AC/RO - NIPS	0.35 Hz

Strategies for blackout prevention

- Under frequency load shedding
 - ✓ S, SE, MW and AC/RO:

Step	Frequency (Hz)	Region			Max Delay (seconds)
		S (% of load)	SE and MW (% of load)	AC-RO (% of load)	
1st	58.5	7.5	7	15	0.35
2nd	58.2	7.5	7	10	0.35
3rd	57.9	10	7	10	0.35
4th	57.7	10	7	10	0.35
5th	57.5	10	7	10	0.35

Strategies for blackout prevention

- Under frequency load shedding
 - ✓ N and NE:

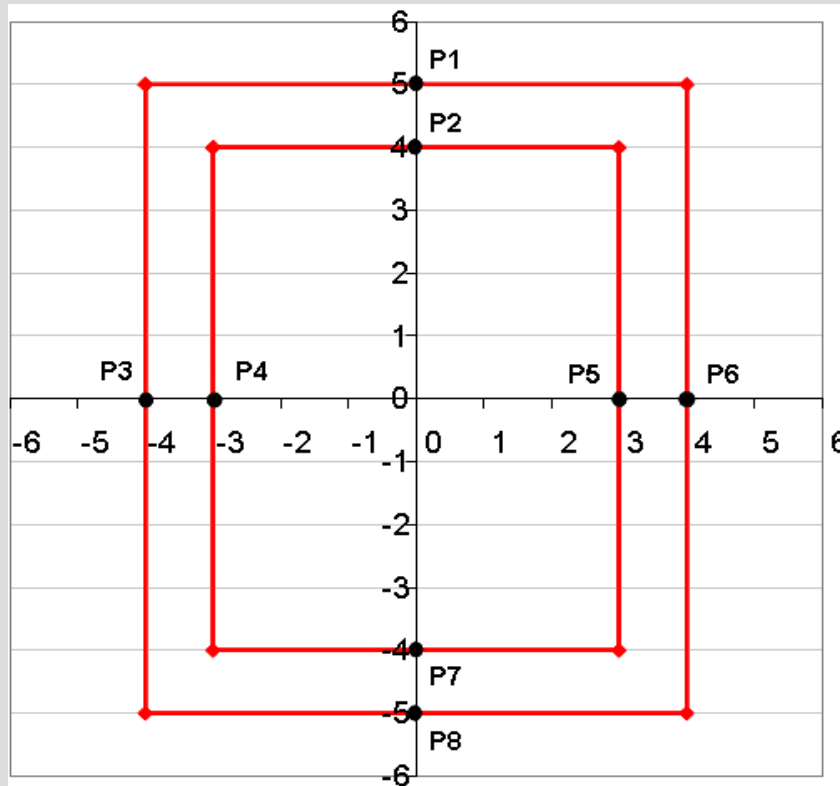
Step	Rate(Hz /s)	Load (%)	Backup (Hz)
1st	0.7	6	57.3
2nd	1.1	7	57.2
3rd	1.5	11	57.1
4th	1.7	8	56.8
5th	1.9	8	56.5

- SIPS
 - ✓ Existence of SIPS for every interconnection
 - AC/RO - NIPS: Out-of-step tripping (OOS)
 - S-SE: OOS and generation shedding
 - N-SE: OOS and generation shedding
 - N-NE: OOS and load shedding

- Use of Out-of-step tripping
 - ✓ Adopted philosophy: Trip on characteristic entrance
 - ✓ Reason: Loss of transitory stability
 - ✓ Advantages: Split the system in 2 stable islands. This is only achieved if the system separation occurs in less than 500 ms after the loss of synchronism.

Strategies for blackout prevention

- Protection characteristics



LT 500 kV Miracema/Colinas
C1 e C3, em Miracema

LT 500 kV Gurupi/Miracema
C1 e C3, em Gurupi

LT 500 kV S. Mesa/Gurupi
C1, em Serra da Mesa

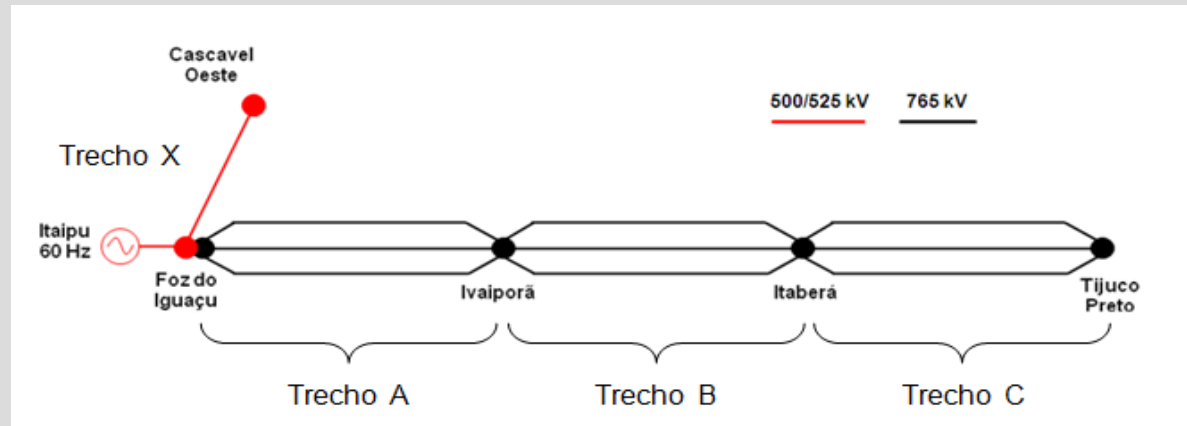
LT 500 kV S. Mesa 2/Peixe 2,
em Serra da Mesa 2

- Tempo de
discriminação (25 ms)

- Valores em %, na base
100 MVA - 500 kV

Strategies for blackout prevention

S-SE Interconnection



Segments		Number of circuits involved (based on unavailability/contingency)			
		LT 765 kV Foz – Ivaiporã	LT 765 kV Ivaiporã – Itaberá	LT 765 kV Itaberá – Tij.Preto	LT 525 kV Foz – Cascavel
Trecho A	X	–	–	–	1
	AX	1	–	–	1
	A2	2	–	–	–
	A2X	2	–	–	1
	A3	3	–	–	–
	A3X	3	–	–	1
	ABC	1	1	1	–
Trecho B	B2	–	2	–	–
	B3	–	3	–	–
Trecho C	C2	–	–	2	–
	C3	–	–	3	–

10/FEV/2010 N-NE Blackout

NIPS load → 67401 MW
N/SE Flow → 2484 MW
N/NE Flow → 1949 MW

- 1) Loss of part of N – NE interconnection
- 2) OOS separated NE from the rest of NIPS
- 3) OOS separated N from the rest of NIPS
- 4) Underfrequency scheme shed 2696 MW from NE (30% of total) balancing the generation/load at the island
- 5) SIPS dropped 4 (out of 23) generation units from Tucuruí Power Station (North)



Everything happened in less than 2.5 seconds

S and SE were not affected !

So here comes the question

- Based on what we have seen, would PMUs help to minimize this disturbance consequences?

Maybe so, maybe not

- Based on previous experience, ONS intends to firstly deploy a synchrophasor measurement system in order to observe system oscillations and to improve its strategies for out-of-step tripping
- PMUs inherently measure angles, but angle differences have not been widely deployed yet for control and protection purposes
- Angle differences have strong relation with the impedance variation between the main power sources during disturbances caused by topology changes - loss of transmission lines

Planned PMU locations

